

Monte-Carlo Simulations as a Tool to Understand Gamma-ray Coincidence Spectra: ^{22}Na Decay Inside a Well-counter

Robert J. de Meijer^{1,2}, Robbie Lindsay,² Marco Tijs,³
Albert Zondervan,⁴ Han Limburg³ and Steven van der Veeke³

¹*Stichting EARTH, Weeborsterweg 2, 9321 XS Peize, Netherlands*

²*Department of Physics and Astronomy, University of the Western Cape, Bellville, South Africa*

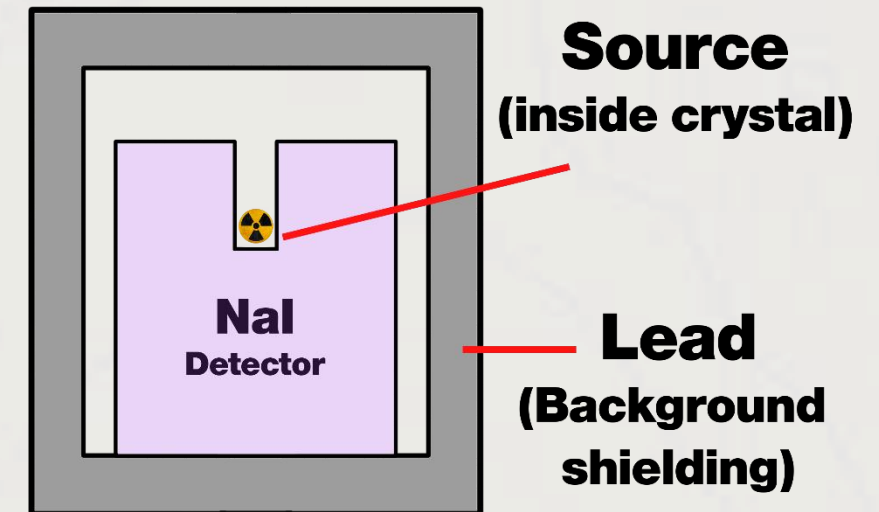
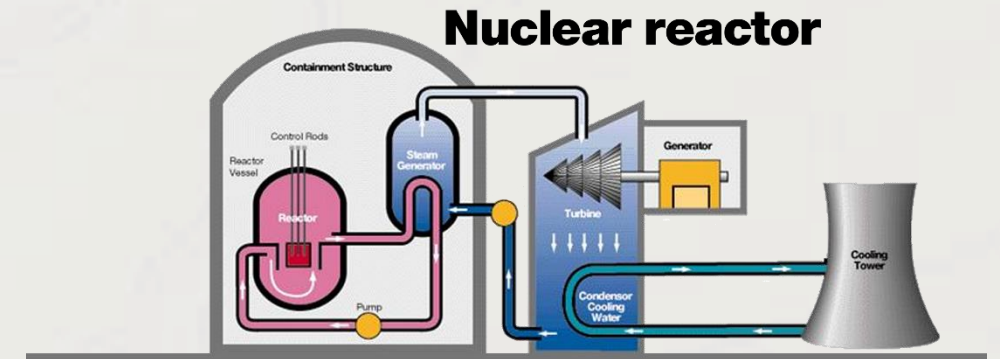
³*MEDUSA Sensing BV, Verlengde bremmenweg 4, 9723 JV Groningen, Netherlands*

⁴*GNS Science, PO Box 31-312, Lower Hutt 5040, New Zealand*

Origin of investigation

Koeberg experiments

- Long term measurements of a 50 kBq ^{22}Na source inserted in a well counter.
- Measure continuously for 732 hours
- Measure tiny differences in count rate



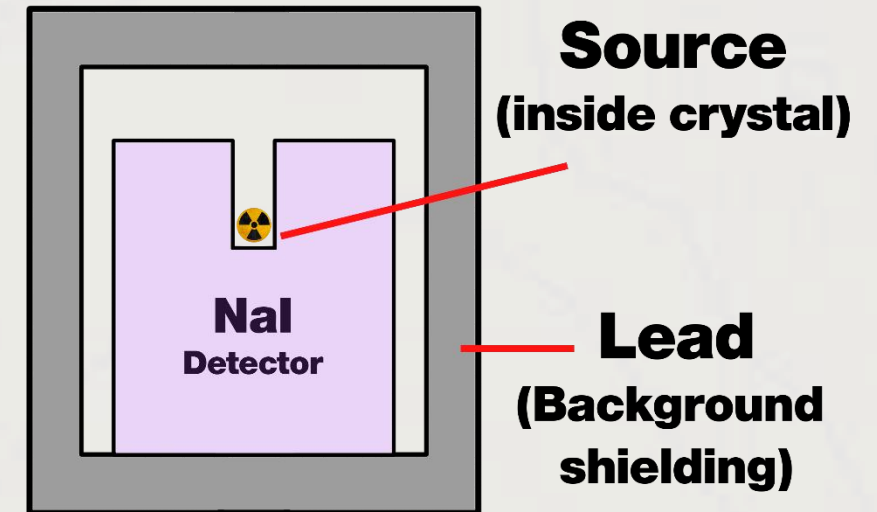
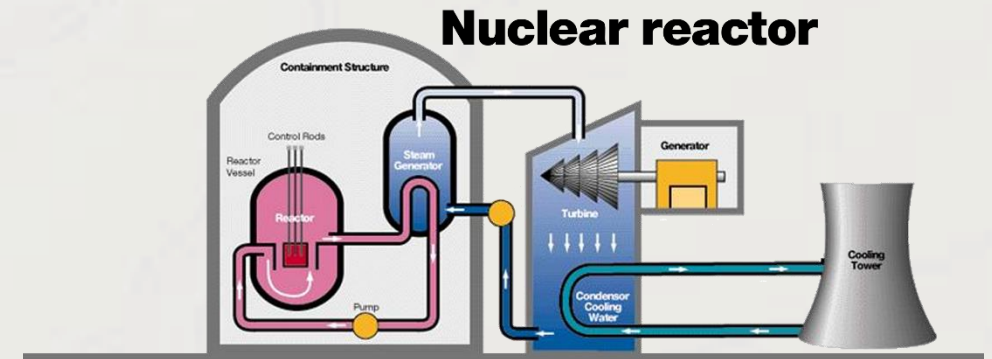
Origin of investigation

Koeberg experiments

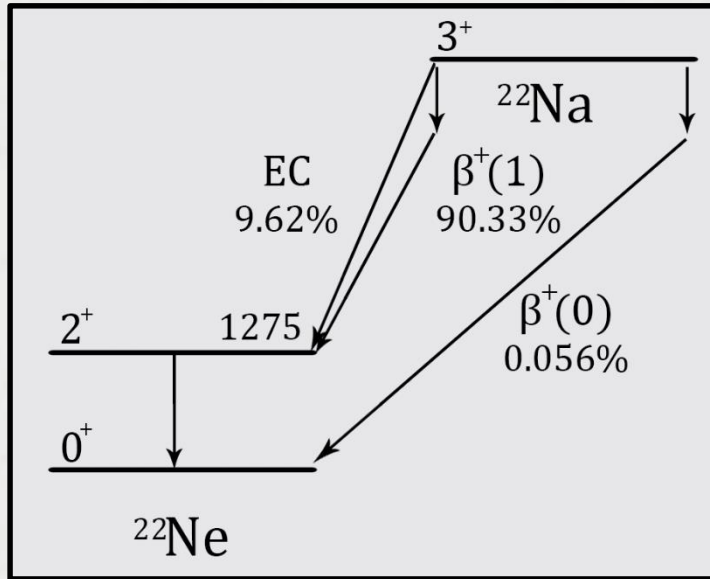
- Long term measurements of a 50 kBq ^{22}Na source inserted in a well counter.
- Measure continuously for 732 hours
- Measure tiny differences in count rate

Goal

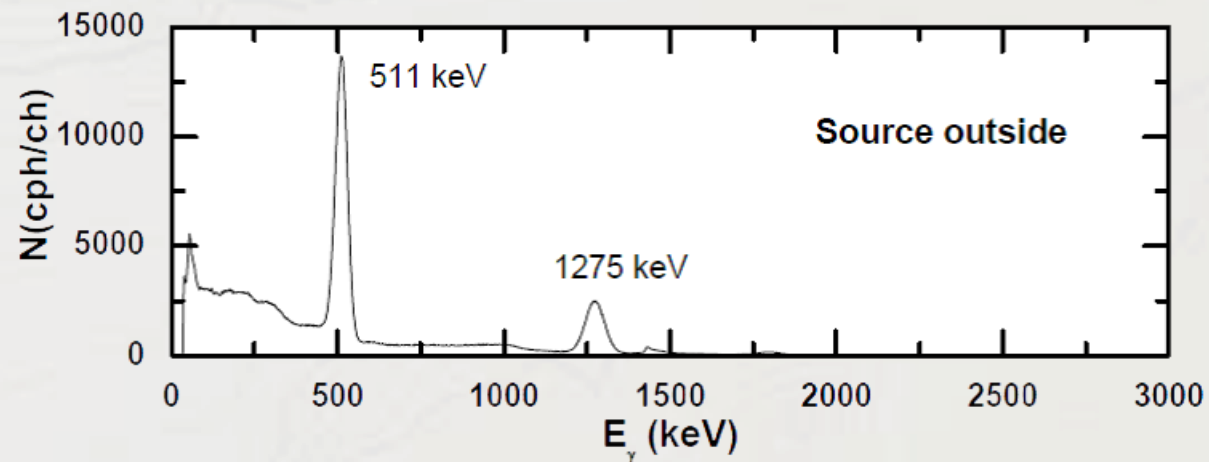
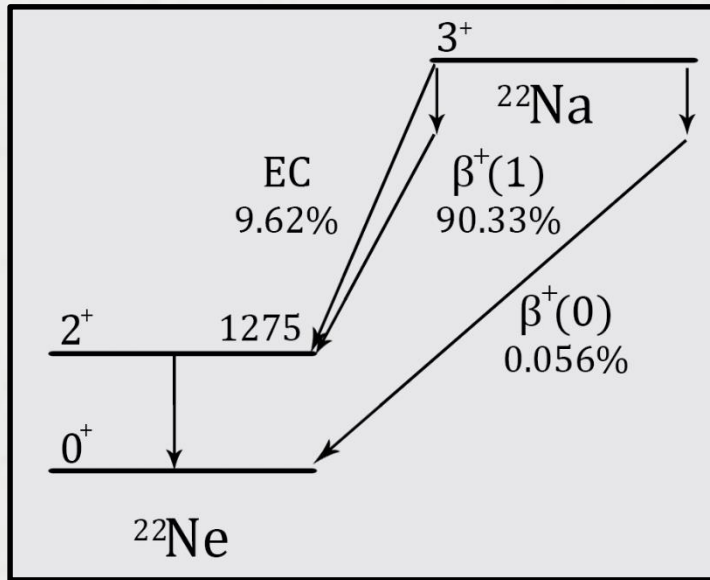
Understand and reconstruct measured spectra from Monte-Carlo simulations.



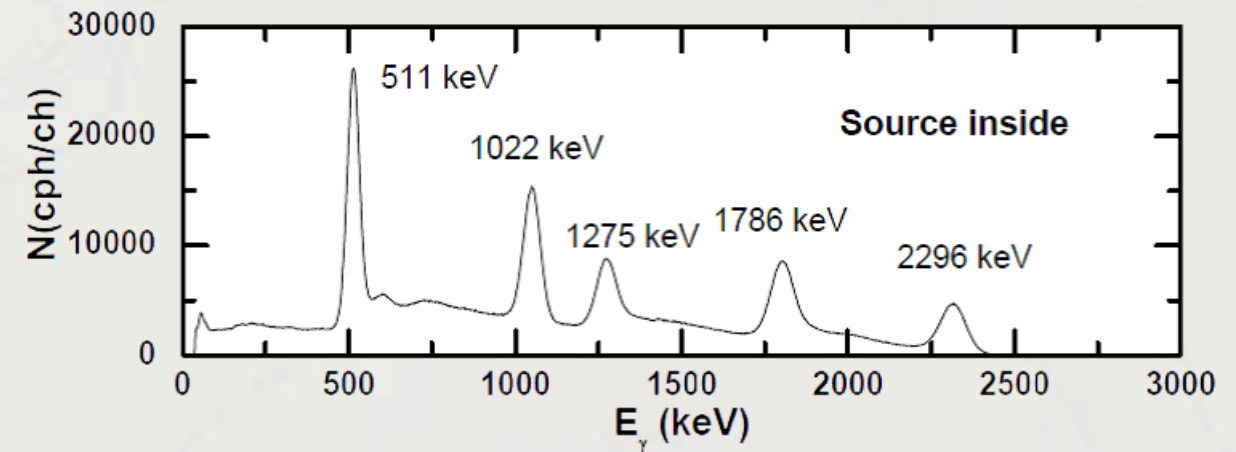
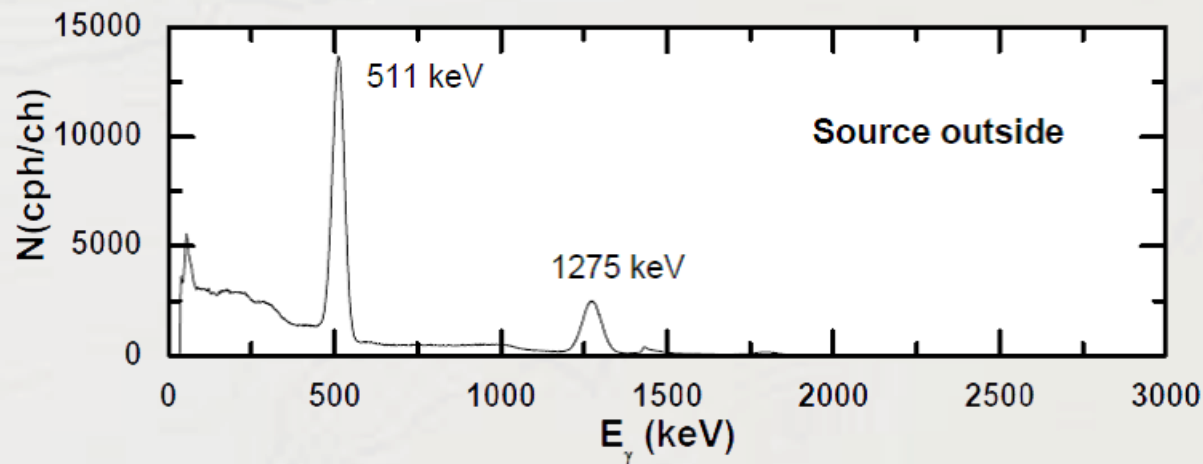
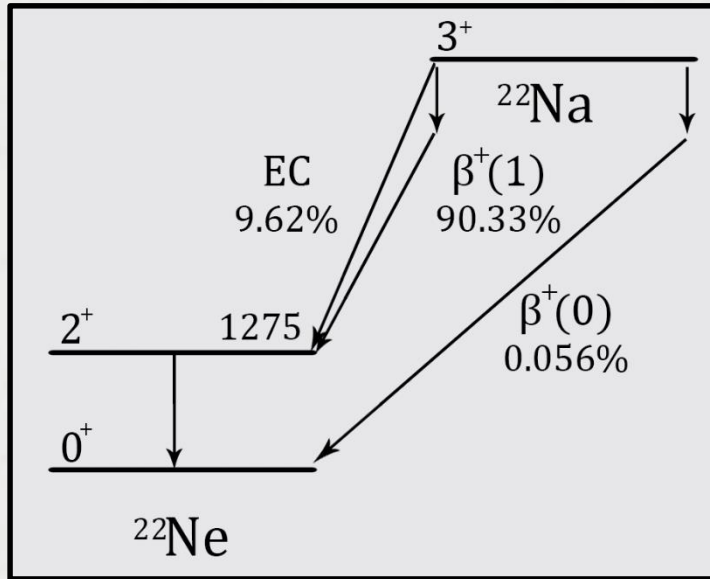
Decay scheme of ^{22}Na



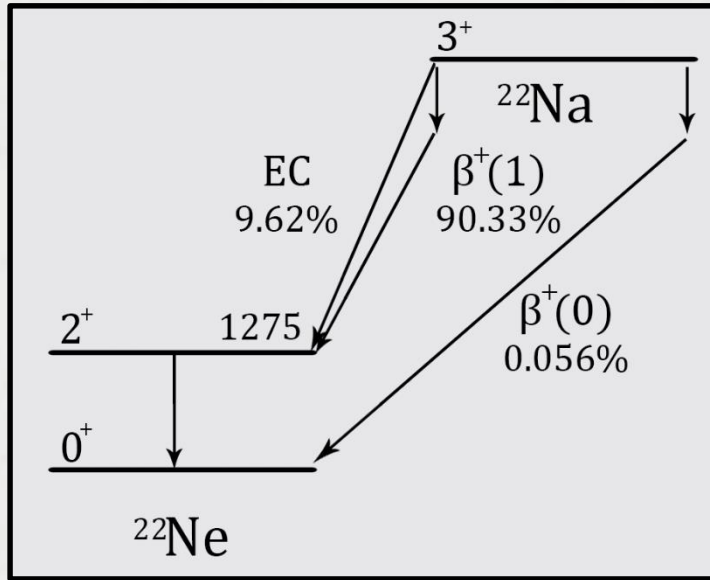
Decay scheme of ^{22}Na



Decay scheme of ^{22}Na



Decay scheme of ^{22}Na

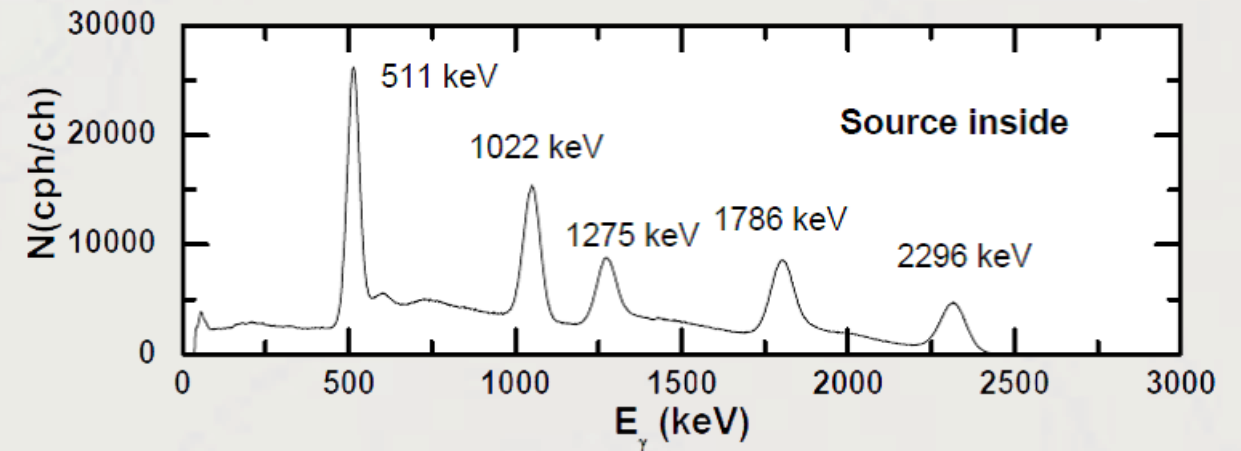
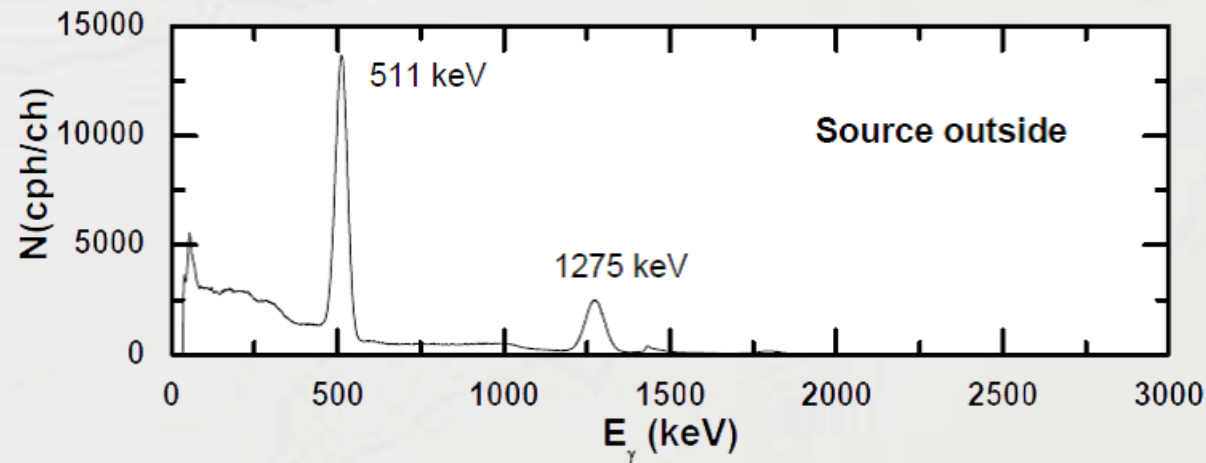


Effects of well counter (almost 4π geometry)

$$1022 \text{ keV} = 2 \times 511 \text{ keV}$$

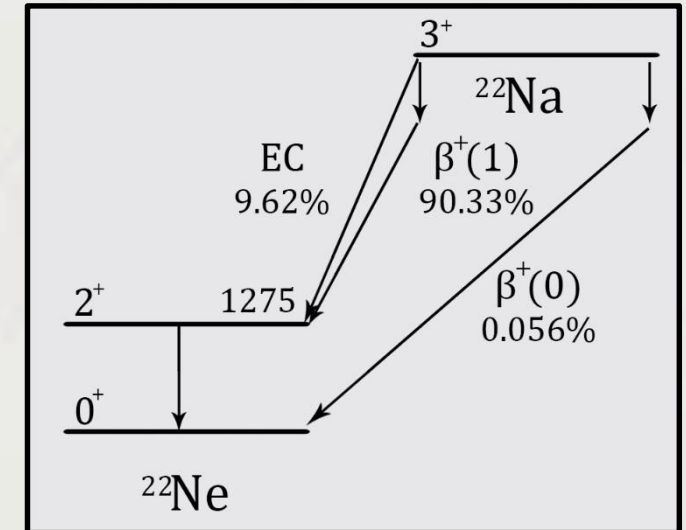
$$1786 \text{ keV} = 511 \text{ keV} + 1275 \text{ keV}$$

$$2296 \text{ keV} = 2 \times 511 \text{ keV} + 1275 \text{ keV}$$



Monte Carlo simulations

Three independent simulations:

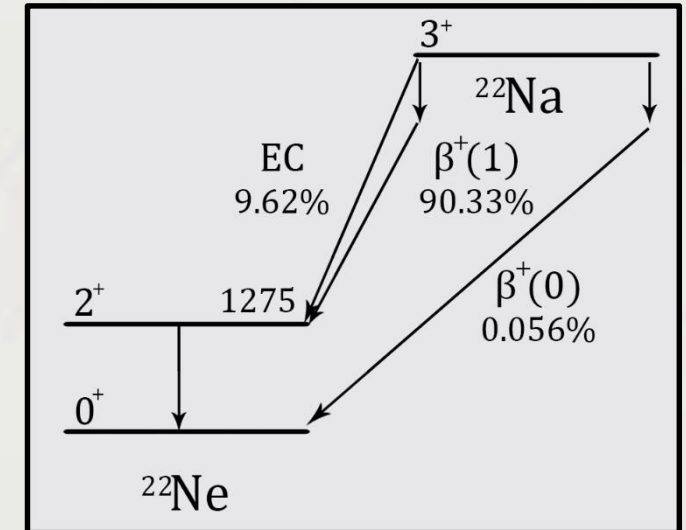


Monte Carlo simulations

Three independent simulations:

2x β^+ emission by ^{22}Na : $P_{e^+}^0$ and $P_{e^+}^1$

1275 keV ^{22}Ne de-excitation: P_γ

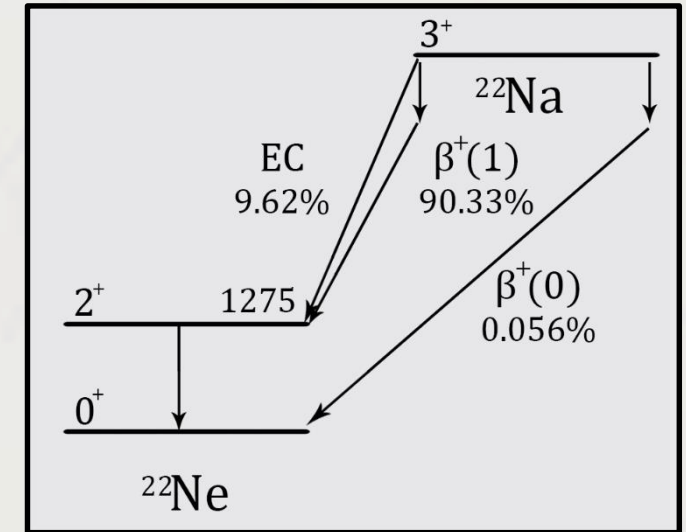


Monte Carlo simulations

Three independent simulations:

2x β^+ emission by ^{22}Na : $P_{e^+}^0$ and $P_{e^+}^1$

1275 keV ^{22}Ne de-excitation: P_γ

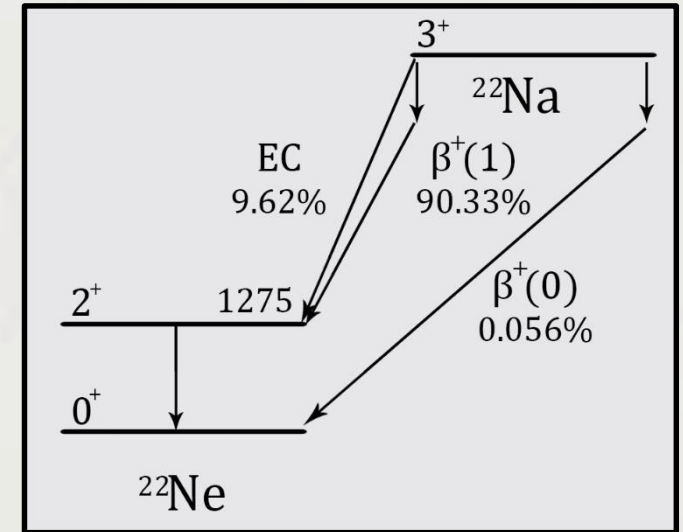
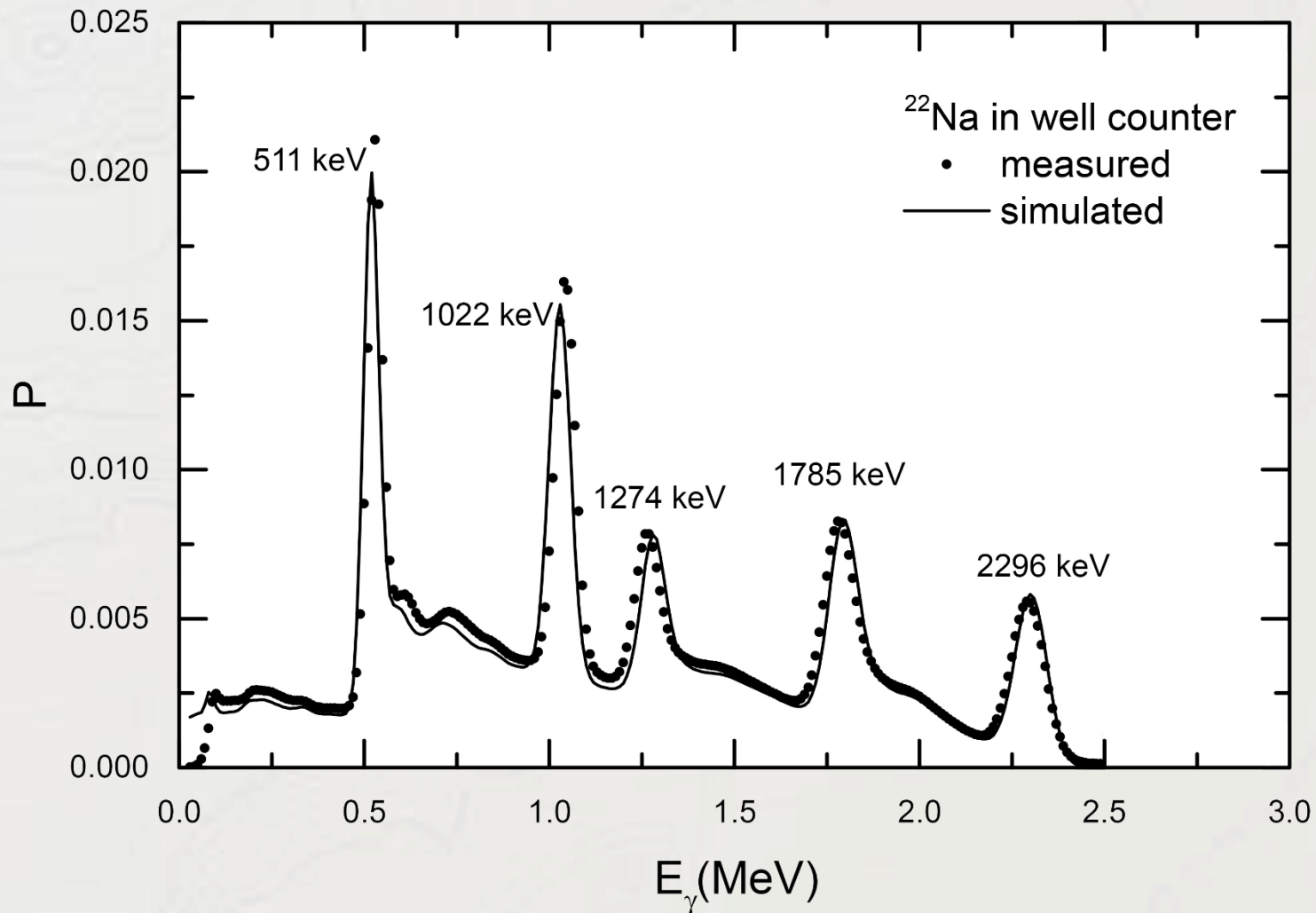


Output spectra consist of true coincidences:

$$P(i) = BR_{\beta^+(1)} [P_{e^+}^1(i)(1 - \Sigma_\gamma) + P_\gamma(i)(1 - \Sigma_{e^+}) + P_{CS}(i)] + BR_{\beta^+(0)} P_{e^+}^0(i) + BR_{EC} P_\gamma(i)$$

$$P_{CS}(i) = \sum_{j=0}^i P_\gamma(j) P_{e^+}^1(i - j)$$

Monte Carlo simulations



Double and triple coincidences

Contributions by:

- Hard- and software (PMT, MCA)
- Detector (Crystal)
- Source (Spectrum)

Double and triple coincidences

Contributions by:

- Hard- and software (PMT, MCA)
- Detector (Crystal)
- Source (Spectrum)

• Singles : $S(j)$; $\sum_j S(j) = 1$ $1 \leq j \leq 2048$

Double and triple coincidences

Contributions by:

- Hard- and software (PMT, MCA)
- Detector (Crystal)
- Source (Spectrum)

- Singles : $S(j); \quad \sum_j S(j) = 1 \quad 1 \leq j \leq 2048$
- Doubles: $Q(k) = \sum_{j=0}^{j < k} S(j)S(k - j) \quad 1 \leq k \leq 4096$

Double and triple coincidences

Contributions by:

- Hard- and software (PMT, MCA)
- Detector (Crystal)
- Source (Spectrum)

- Singles : $S(j); \quad \sum_j S(j) = 1 \quad 1 \leq j \leq 2048$
- Doubles: $Q(k) = \sum_{j=0}^{j < k} S(j)S(k - j) \quad 1 \leq k \leq 4096$
- Triples: $R(l) = \sum_{k=0}^{k < l} Q(k)S(l - k) \quad 1 \leq l \leq 6144$

Double and triple coincidences

Contributions by:

- Hard- and software (PMT, MCA)
- Detector (Crystal)
- Source (Spectrum)

- Singles : $S(j); \quad \sum_j S(j) = 1 \quad 1 \leq j \leq 2048$
- Doubles: $Q(k) = \sum_{j=0}^{j < k} S(j)S(k - j) \quad 1 \leq k \leq 4096$
- Triples: $R(l) = \sum_{k=0}^{k < l} Q(k)S(l - k) \quad 1 \leq l \leq 6144$

- It should be realized that decay of doubles and triples: $2\lambda, 3\lambda$

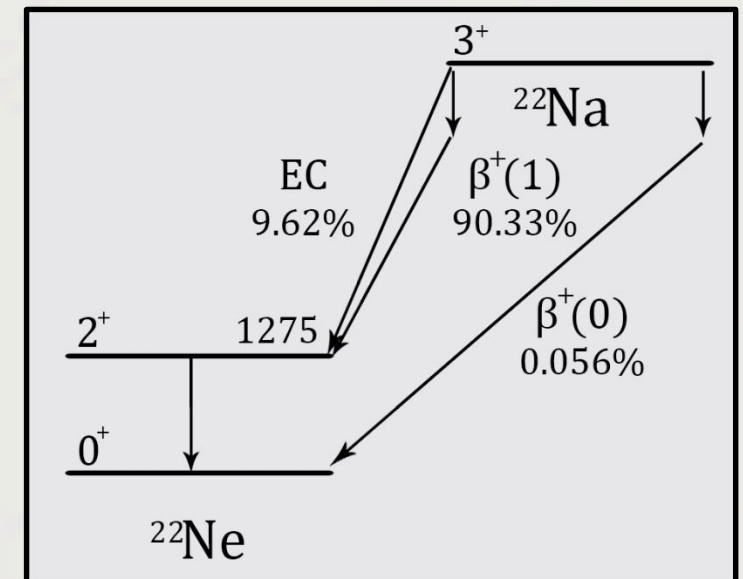
Double and triple coincidences

IMPORTANT

Singles are **TRUE** coincidences

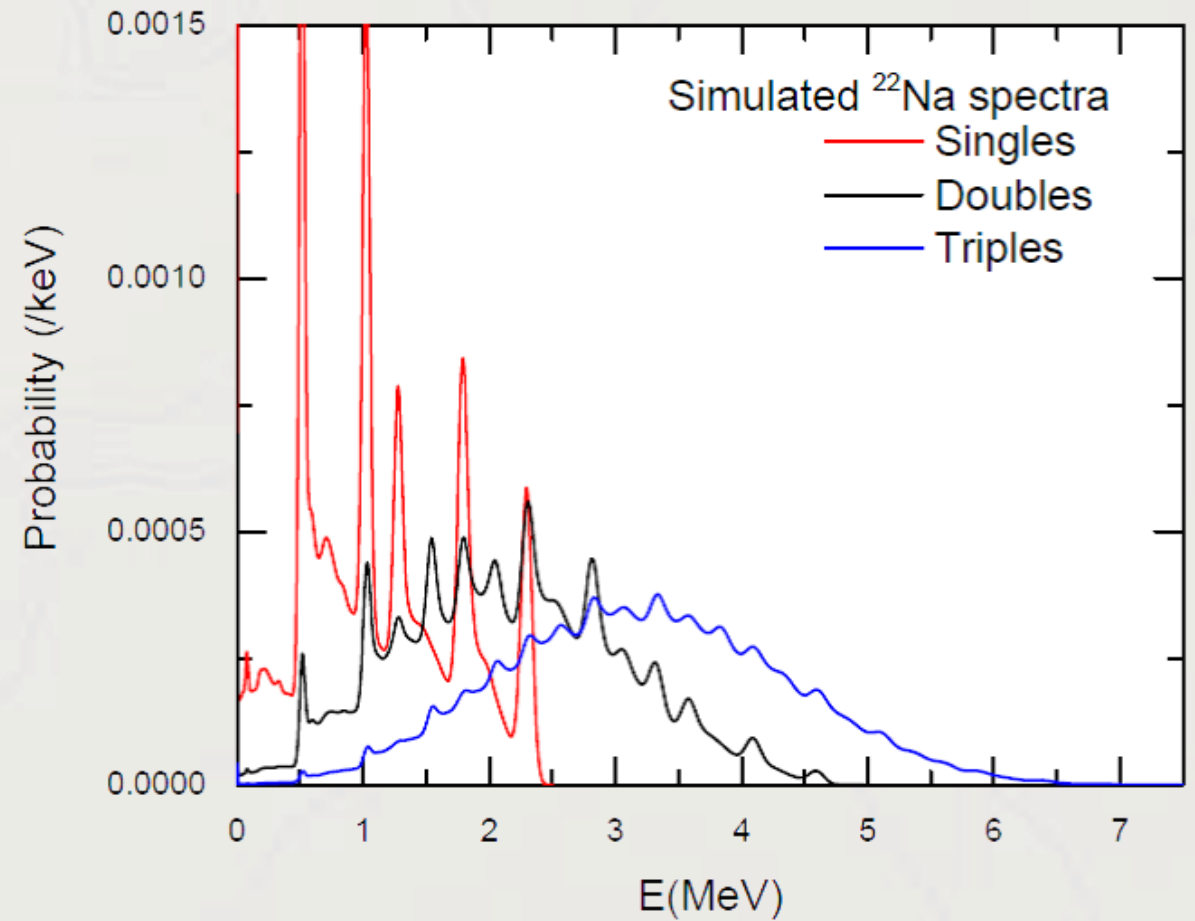
Doubles and Triples are **ACCIDENTAL** coincidences

- Singles : $S(j); \quad \sum_j S(j) = 1$
- Doubles: $Q(k) = \sum_{j=0}^{j < k} S(j)S(k - j)$
- Triples: $R(l) = \sum_{k=0}^{k < l} Q(k)S(l - k)$



- It should be realized that decay of doubles and triples: $2\lambda, 3\lambda$

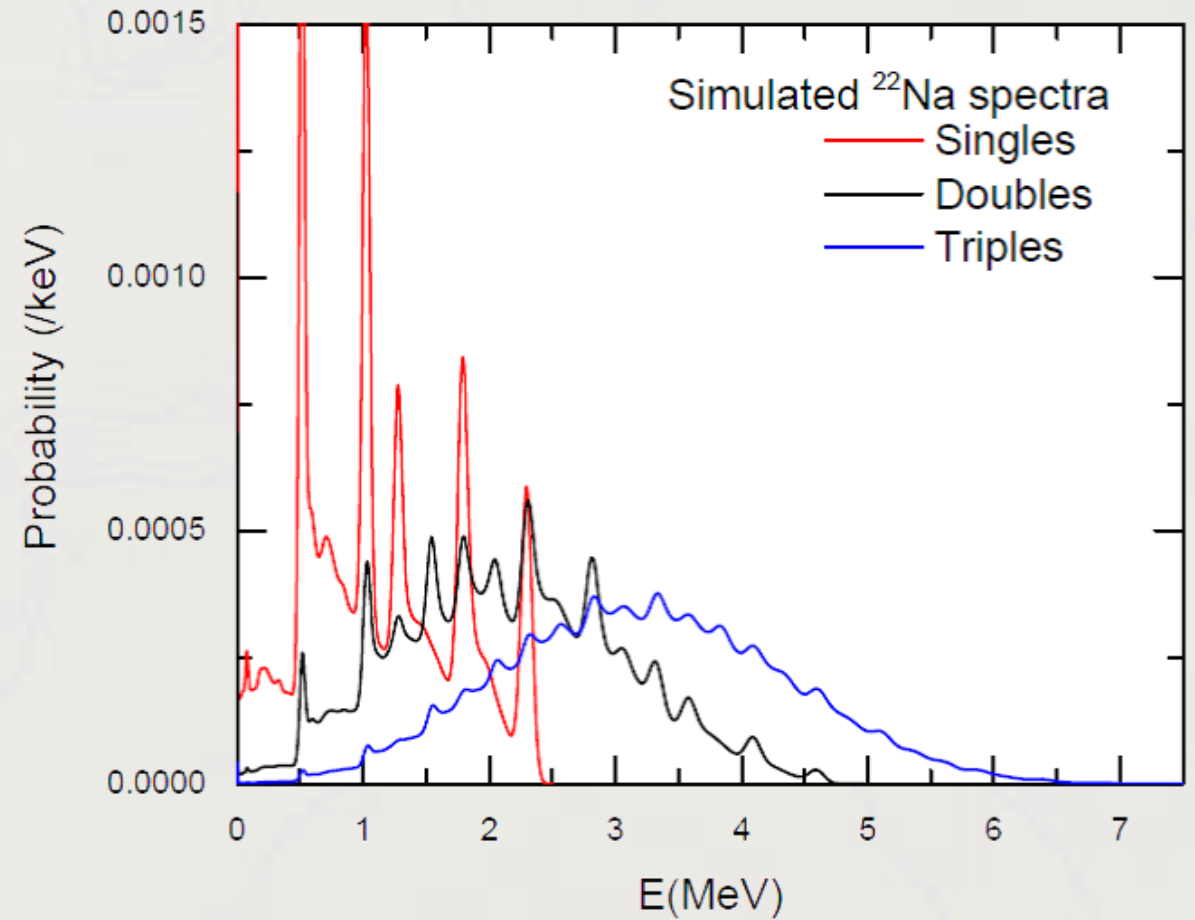
Single, double and triple spectrum



(Spectra are normalized to unity)

Single, double and triple spectrum

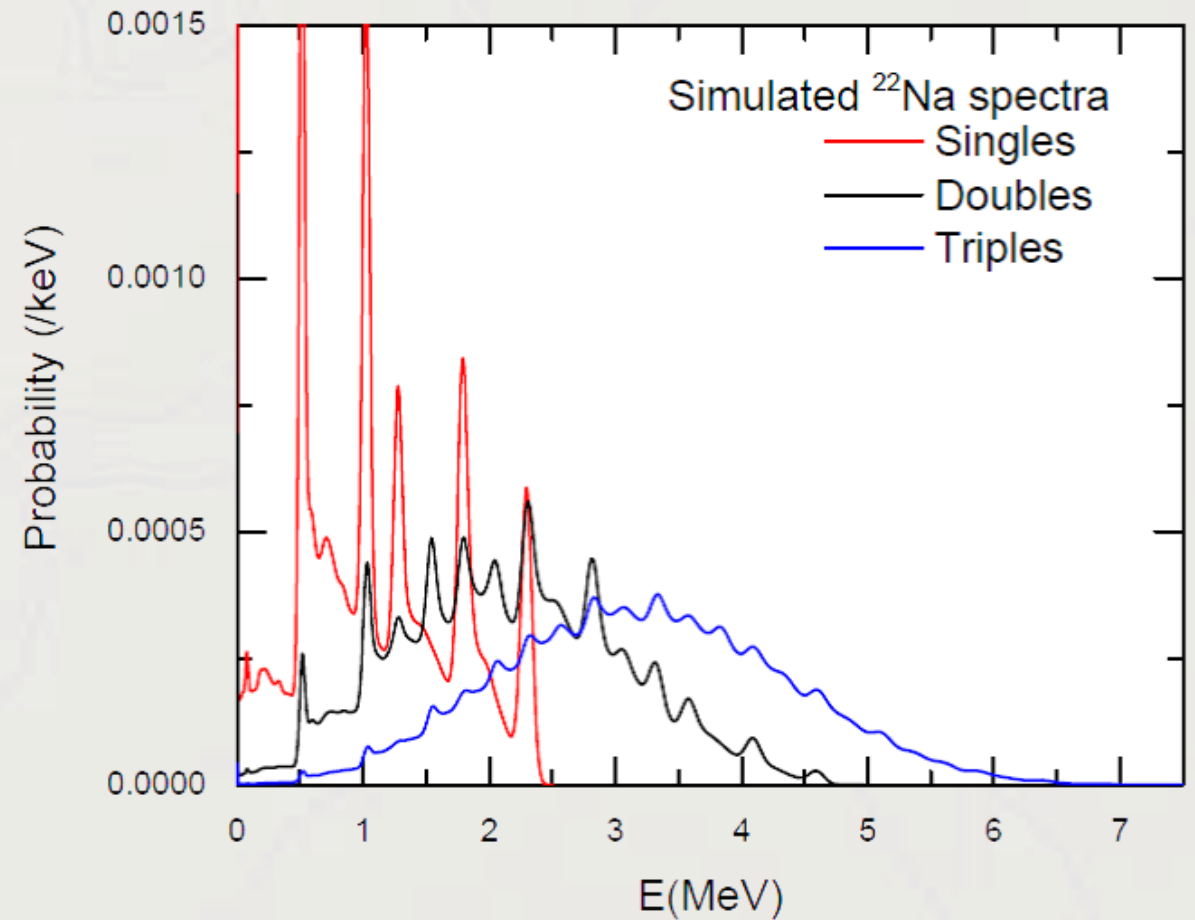
- Resulting spectra contain peaks



(Spectra are normalized to unity)

Single, double and triple spectrum

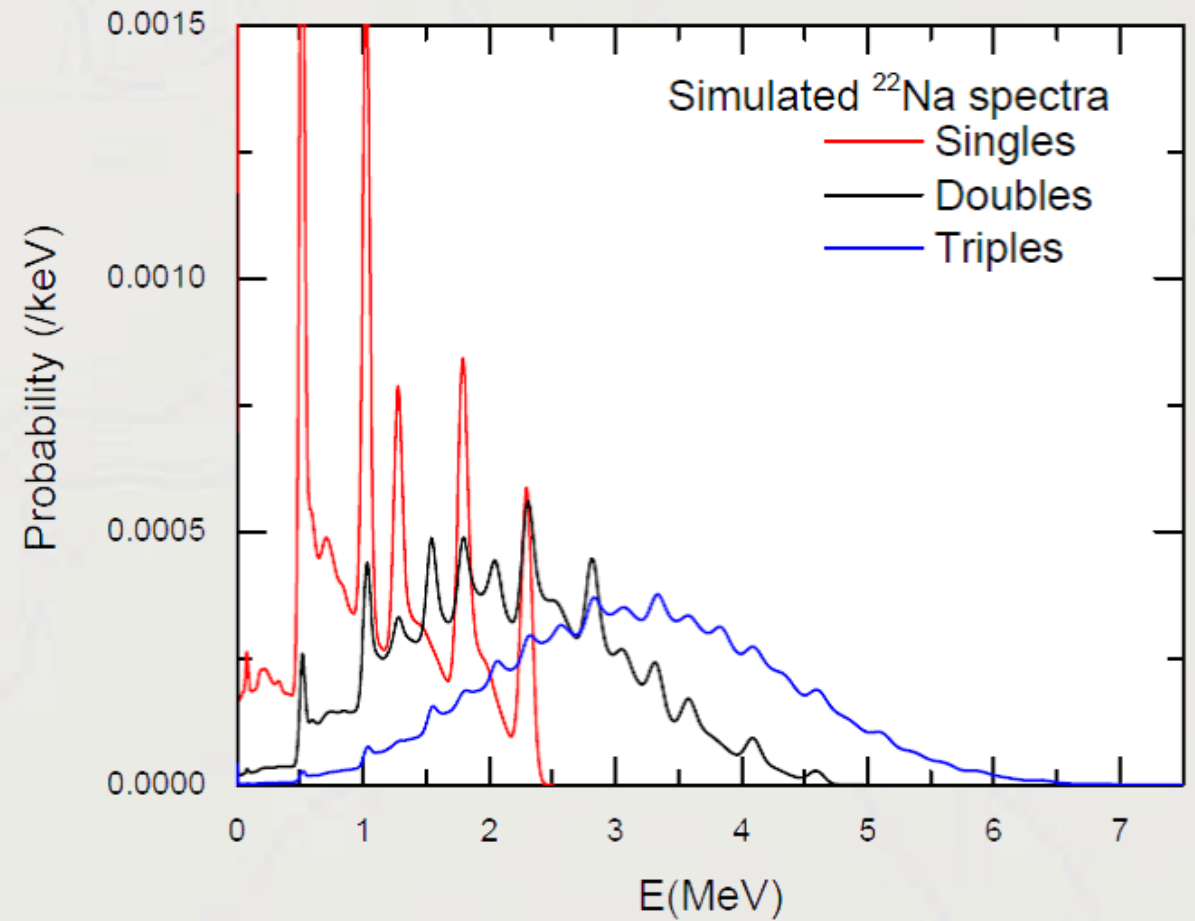
- Resulting spectra contain peaks
- Peaks of singles match with the doubles and triples



(Spectra are normalized to unity)

Single, double and triple spectrum

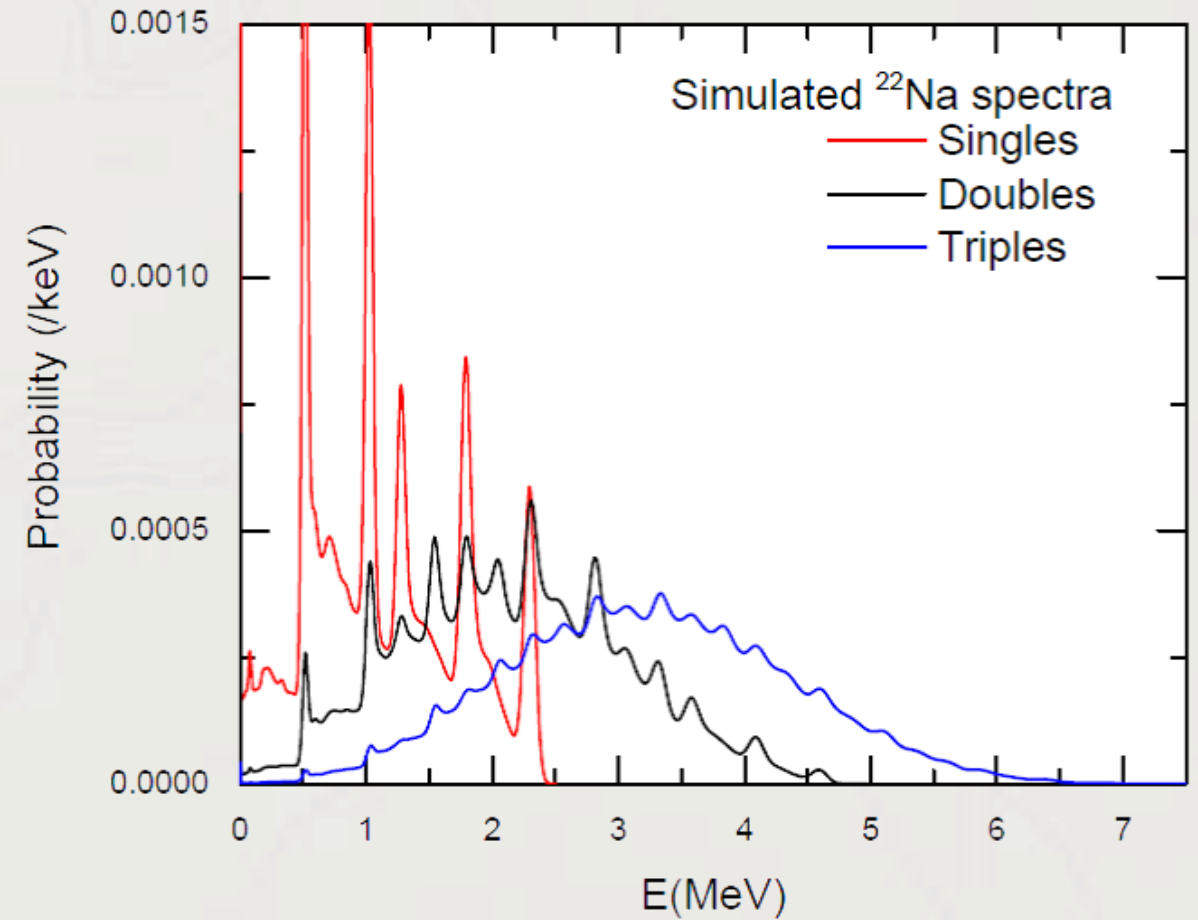
- Resulting spectra contain peaks
- Peaks of singles match with the doubles and triples
- New peaks occur



(Spectra are normalized to unity)

Single, double and triple spectrum

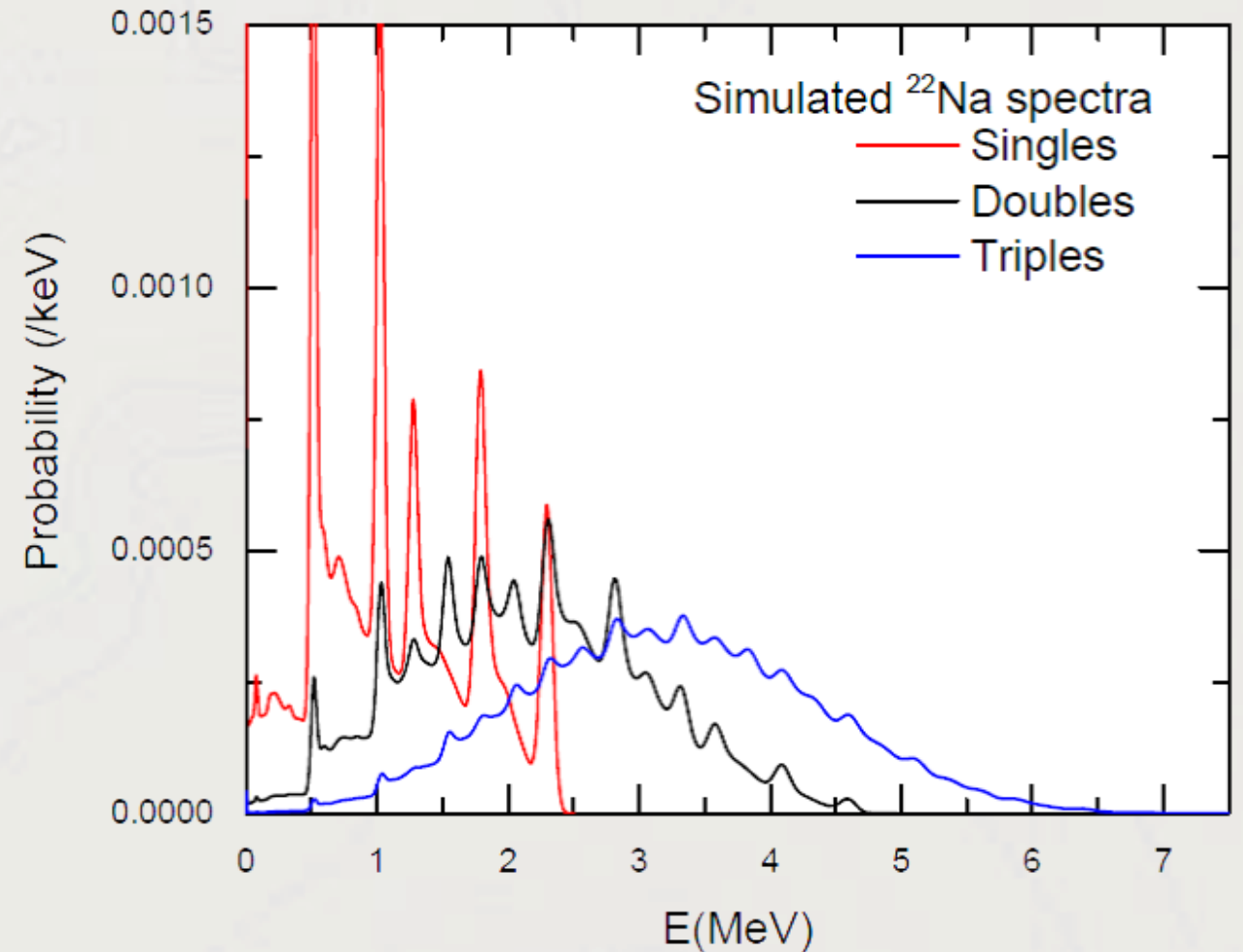
- Resulting spectra contain peaks
- Peaks of singles match with the doubles and triples
- New peaks occur
- Above 2.5 MeV: only coincidences



(Spectra are normalized to unity)

Validation

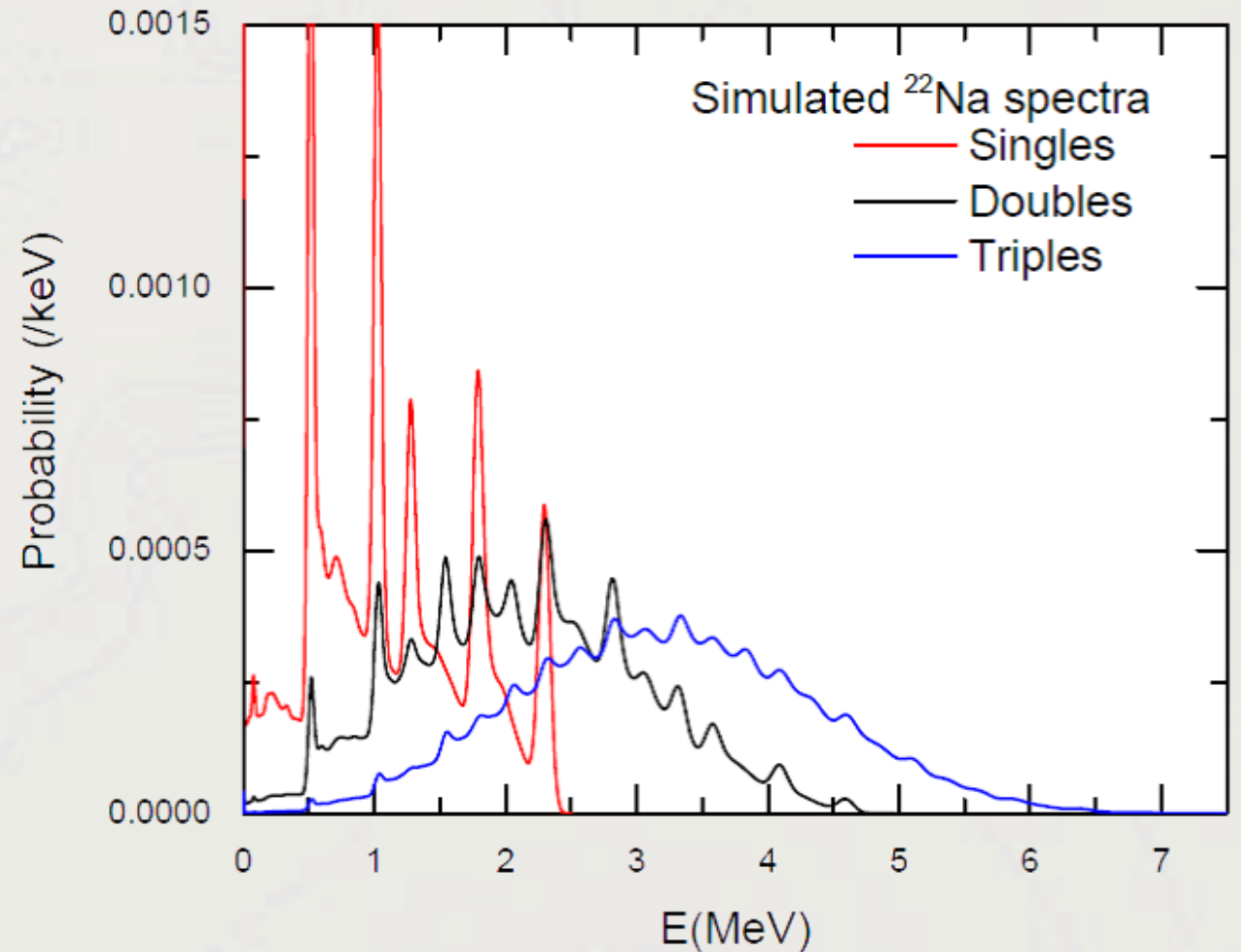
- **Koeberg measurements**
 1. Subtract Background
 - (2. Correct for decay)



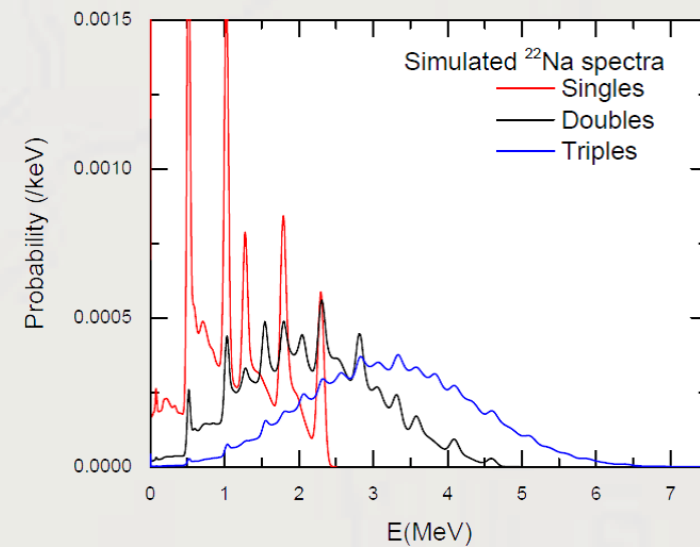
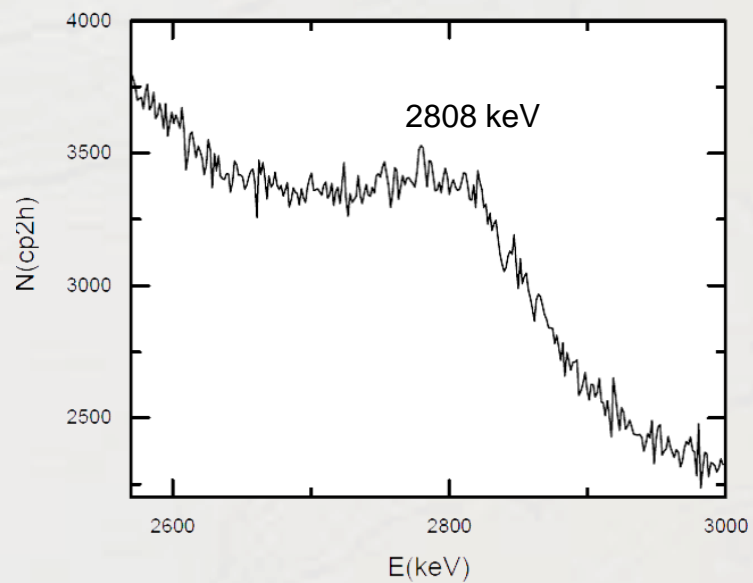
Validation

- **Koeberg measurements**
 1. Subtract Background
 - (2. Correct for decay)

- RoI analysis: 2708 – 2998 keV

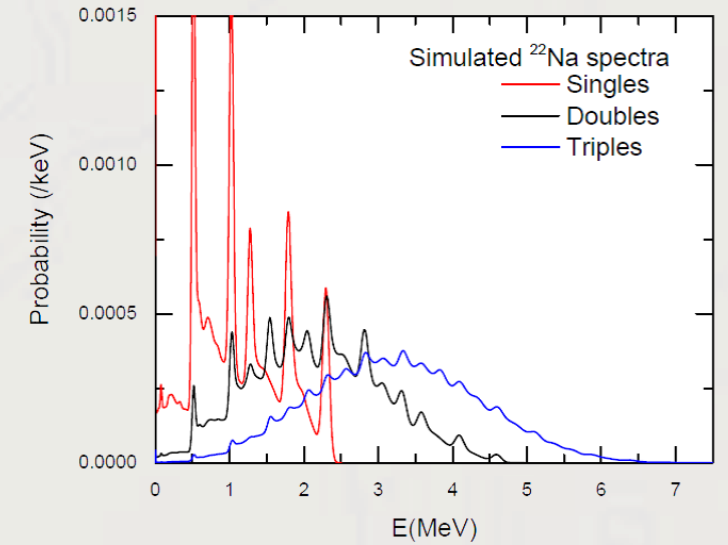
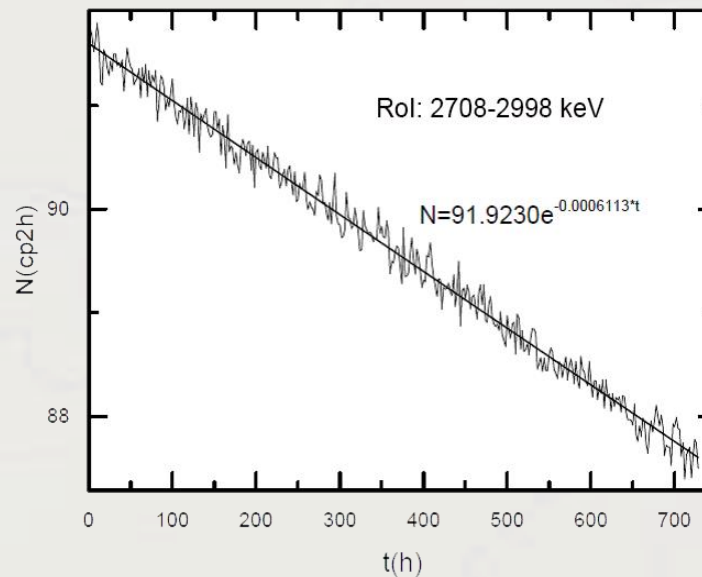
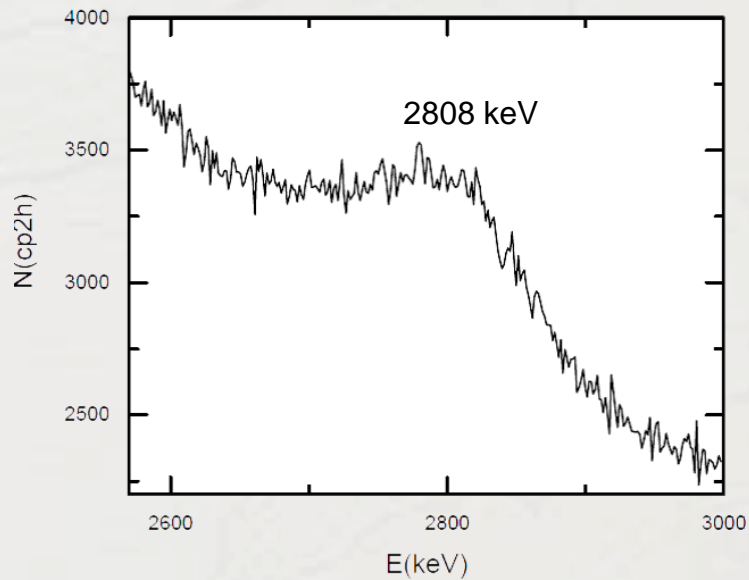


Validation



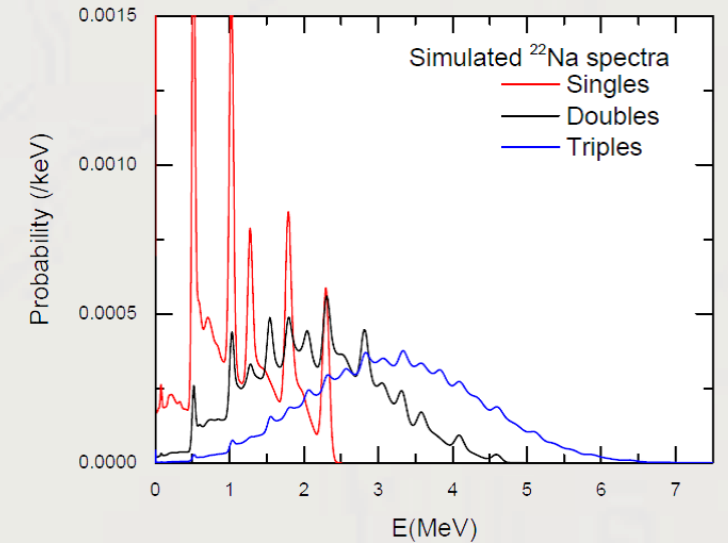
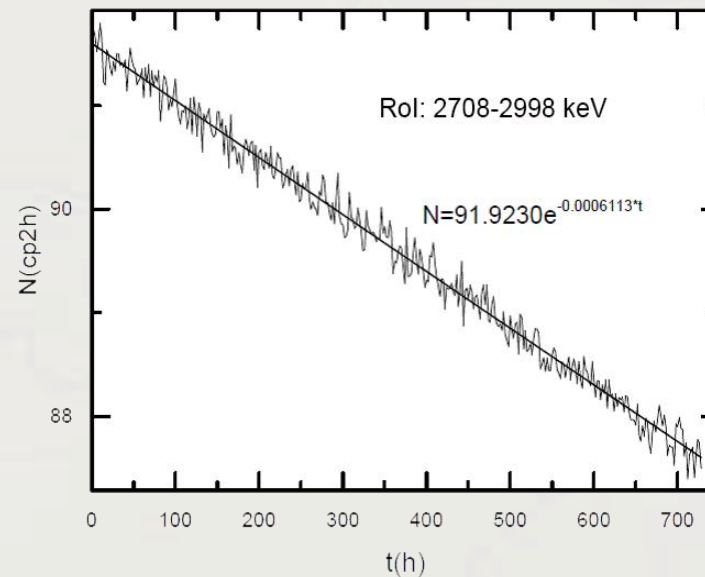
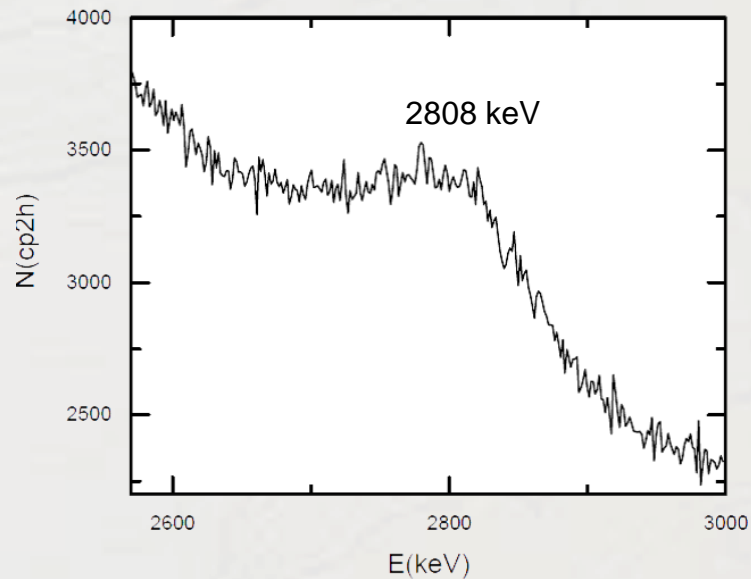
Validation

- $t_{1/2}$ for $^{22}\text{Na} = 2.6027$ Year ($\lambda = 3.0381 \cdot 10^{-5} \text{ h}^{-1}$)



Validation

- $t_{1/2}$ for $^{22}\text{Na} = 2.6027$ Year ($\lambda = 3.0381 \cdot 10^{-5} \text{ h}^{-1}$)
- Fit gives as result: $\lambda = 6.1130 \cdot 10^{-5} \text{ h}^{-1}$
- Indicating doubles and triples



Validation

- Contribution of doubles and triples:

$$N(t) = B_0 N_{norm} e^{-2\lambda t} [N_Q + B_0 e^{-\lambda t} N_R]$$

Validation

- Contribution of doubles and triples:

$$N(t) = B_0 N_{norm} e^{-2\lambda t} [N_Q + B_0 e^{-\lambda t} N_R]$$

B_0 = Initial rate doubles (at $t=0$)

N_{norm} = Detector normalization factor

Validation

- Contribution of doubles and triples:

$$N(t) = B_0 N_{norm} e^{-2\lambda t} [N_Q + B_0 e^{-\lambda t} N_R]$$

B_0 = Initial rate doubles (at $t=0$)

N_{norm} = Detector normalization factor

Koeberg results:

2.2% contribution of multiples

and from that percentage 2.3% contribution of triples

Validation

- Contribution of doubles and triples

$$N(t) = B_0 N_{norm} e^{-2\lambda t} [N_Q + B_0 e^{-\lambda t} N_R]$$

Interesting

50 kBq = 1 count/20 μ s

→ 2.2%*20 μ s = resolving time of 0.5 μ s

MCA = 10 MHz = 0.1 μ s

Thus we need 5 samples to determine a count.

Koeberg results:

2.2% contribution of multiples

and from that percentage 2.3% contribution of triples

Impact on spectral shape

- Analysis of whole spectrum (RoI 150-2520 keV):

Impact on spectral shape

- Analysis of whole spectrum (RoI 150-2520 keV):
- Correct content by subtracting BG, doubles and triples

Impact on spectral shape

- Analysis of whole spectrum (RoI 150-2520 keV):
- Correct content by subtracting BG, doubles and triples
- Correct MCA deadtime

Impact on spectral shape

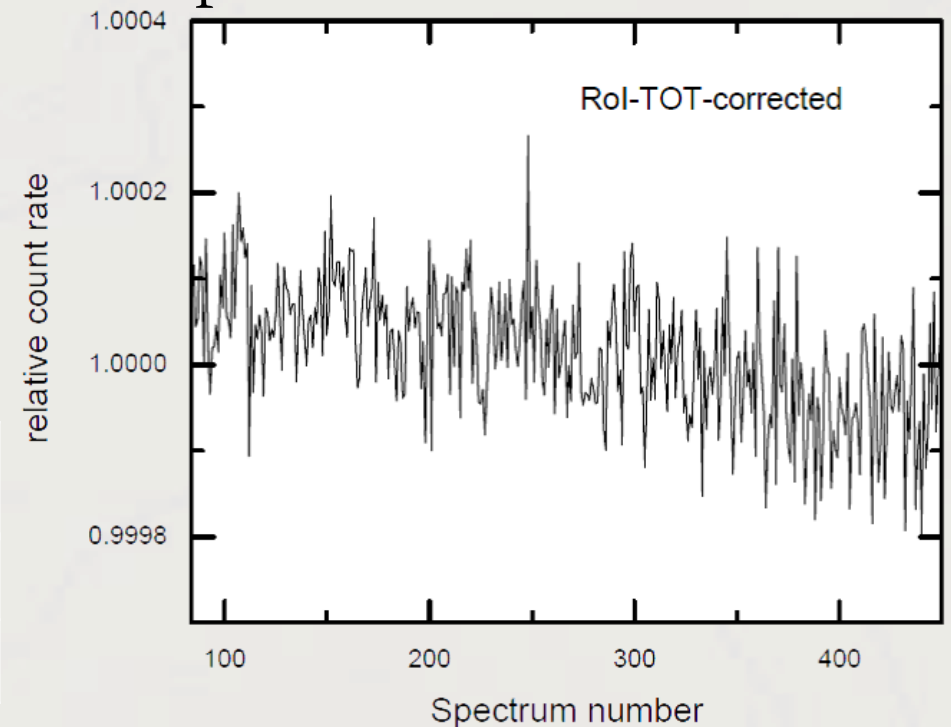
- Analysis of whole spectrum (RoI 150-2520 keV):
- Correct content by subtracting BG, doubles and triples
- Correct MCA deadtime
- Correct for decay

Impact on spectral shape

- Analysis of whole spectrum (RoI 150-2520 keV):
- Correct content by subtracting BG, doubles and triples
- Correct MCA deadtime
- Correct for decay

Result (λ for $^{22}\text{Na} = 3.0381 \cdot 10^{-5} \text{ h}^{-1}$)

Correction	λ from fit	Error
None	$3.0996 \cdot 10^{-5}$	-2.02%
Doubles and triples	$3.0579 \cdot 10^{-5}$	-0.65%



Conclusion

- MC simulations are able to produce coincidental spectra
 - True coincidences and higher order coincidences
- Correction necessary for experiments such as the Koeberg experiments
- Correction not sufficient for Koeberg experiments
- Higher order coincidences are a measure for MCA performance

Outlook:

- Incorporate this in FSA
- Extend this to other nuclides

Thank you for your attention

Monte-Carlo Simulations as a Tool to Understand Gamma-ray Coincidence Spectra: ^{22}Na Decay Inside a Well-counter

Robert J. de Meijer^{1,2}, Robbie Lindsay,² Marco Tijs,³
 Albert Zondervan,⁴ Han Limburg³ and Steven van der Veeke³

¹*Stichting EARTH, Weeborsterweg 2, 9321 XS Peize, Netherlands*

²*Department of Physics and Astronomy, University of the Western Cape, Bellville, South Africa*

³*MEDUSA Sensing BV, Verlengde bremmenweg 4, 9723 JV Groningen, Netherlands*

⁴*GNS Science, PO Box 31-312, Lower Hutt 5040, New Zealand*

